



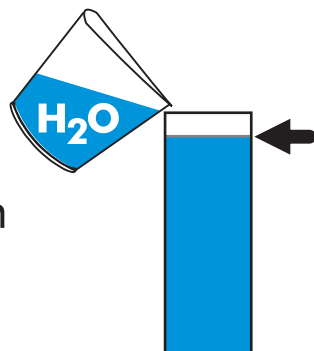
For assistance, contact our help desk or find answers online at:

www.labtechttests.com

Iron Test

1

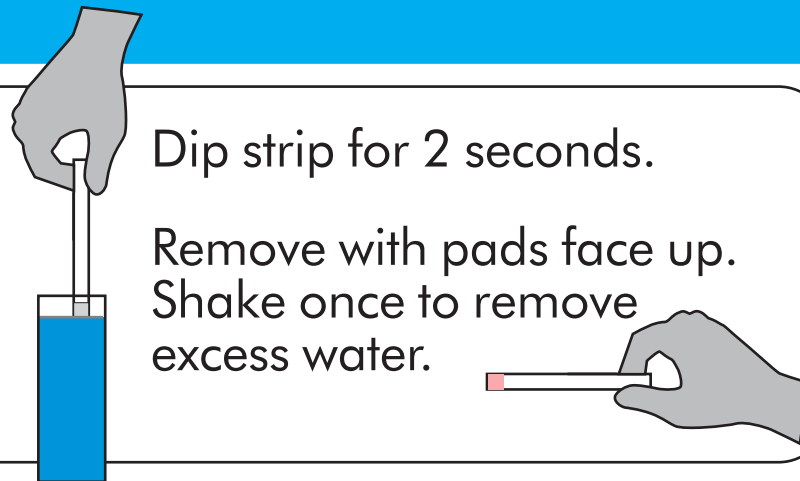
Fill plastic tube to the etched line with sample water.



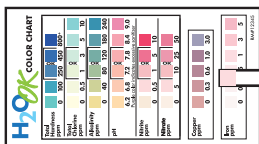
2

Dip strip for 2 seconds.

Remove with pads face up. Shake once to remove excess water.



3



Wait 60 seconds and compare to color chart. Discard strip after 90 seconds. Discard sample.

WARNING! This set contains chemicals that may be harmful if misused. Read cautions on individual containers carefully. Not to be used by children except under adult supervision.

LABTECH[®]
Backed by over
80 years experience